

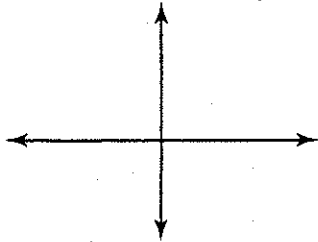
Chapter Test

Form B

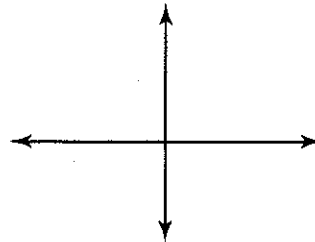
Chapter 6

Graph quadrilateral $ABCD$. Then determine the most precise name for each quadrilateral.

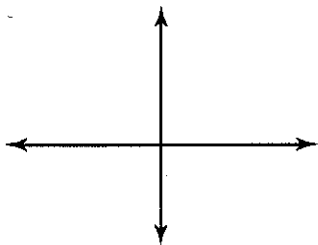
1. $A(0, 5), B(-5, 0), C(0, -5), D(5, 0)$



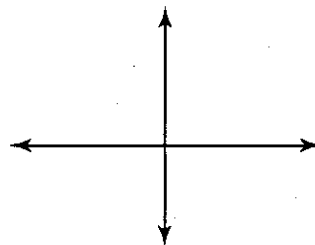
2. $A(-4, 4), B(3, 4), C(5, 0), D(-2, 0)$



3. $A(6, 10), B(9, 8), C(6, 2), D(3, 8)$



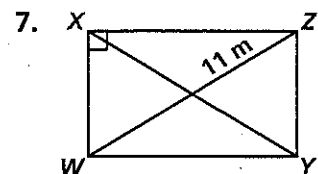
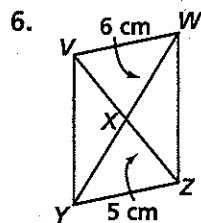
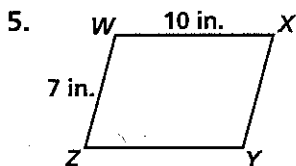
4. $A(-3, 5), B(1, 7), C(3, 2), D(-7, -3)$



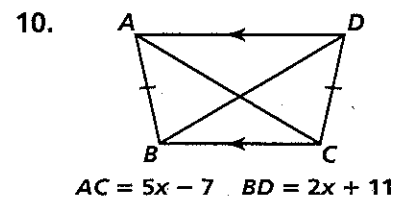
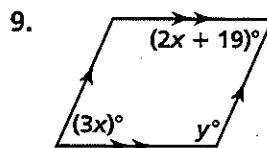
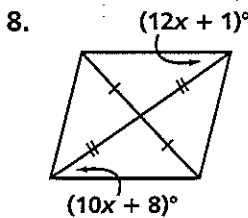
All rights reserved.

© Pearson Education, Inc., publishing as Pearson Prentice Hall.

Find XY in each parallelogram.



Find the values of the variables for each figure.

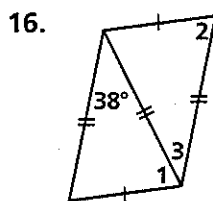
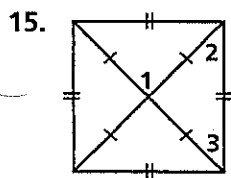
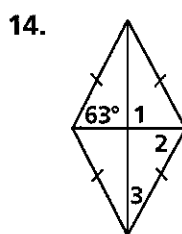
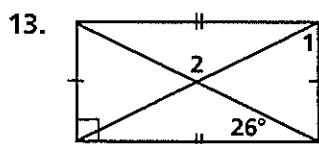
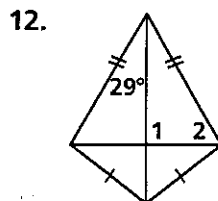
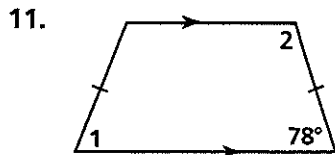


Chapter Test (continued)

Form B

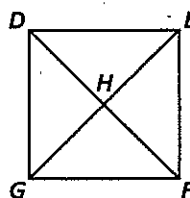
Chapter 6

Find the measures of the numbered angles.



Determine the most precise name of quadrilateral $DEFG$ from the information given.

17. $\overline{EF} \cong \overline{DG}, \angle FEG \cong \angle DGE$
18. $\overline{DE} \parallel \overline{FG}, \overline{DG} \parallel \overline{EF}, m\angle DHG = 90$
19. $\overline{DE} \perp \overline{DG}, \overline{GF} \perp \overline{DG}, m\angle DEF = 120$
20. $DE = EF = FG = DG, DF = EG$



All rights reserved.

© Pearson Education, Inc., publishing as Pearson Prentice Hall.