

Practice C

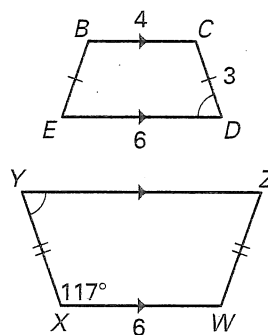
For use with pages 473–479

List all pairs of congruent angles and write the statement of proportionality for the figures.

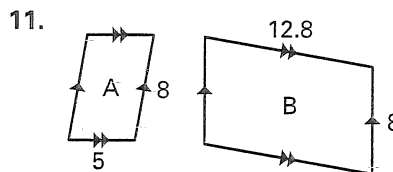
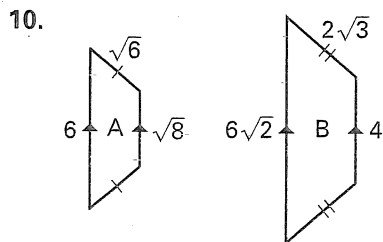
1. $\triangle STU \sim \triangle CDE$
2. $\triangle LMN \sim \triangle GHI$
3. quadrilateral $QRST \sim$ quadrilateral $ABCD$

In the diagram quadrilateral $BCDE \sim$ quadrilateral $WXYZ$.

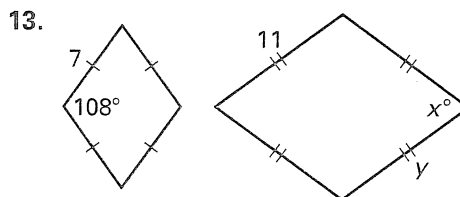
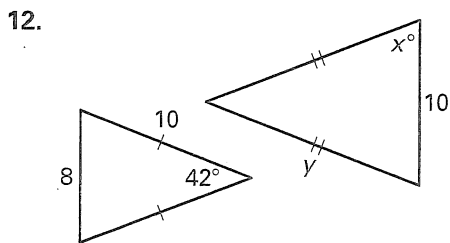
4. Find the scale factor of quadrilateral $BCDE$ to quadrilateral $WXYZ$.
5. Find the scale factor of quadrilateral $WXYZ$ to quadrilateral $BCDE$.
6. Find the length of \overline{XY} .
7. Find the measure of $\angle D$.
8. Find the perimeter of quadrilateral $WXYZ$.
9. Find the ratio of the perimeter of $WXYZ$ to the perimeter of $BCDE$.



Decide whether the polygons are similar. If so, find the scale factor of Figure A to Figure B.



The two polygons are similar. Find the values of x and y .



14. The ratio of one side of $\triangle ABC$ to the corresponding side of similar $\triangle DEF$ is 5:8. The perimeter of $\triangle DEF$ is 96 inches. What is the perimeter of $\triangle ABC$?
15. The perimeter of $\square ABCD$ is 60 centimeters. The perimeter of $\square EFGH$ is 15 centimeters and $\square ABCD \sim \square EFGH$. The lengths of two of the sides of $\square ABCD$ are 18 centimeters each. Find the scale factor of $\square ABCD$ to $\square EFGH$, and the lengths of the sides of $\square EFGH$.